



LINC-ED  
Hero



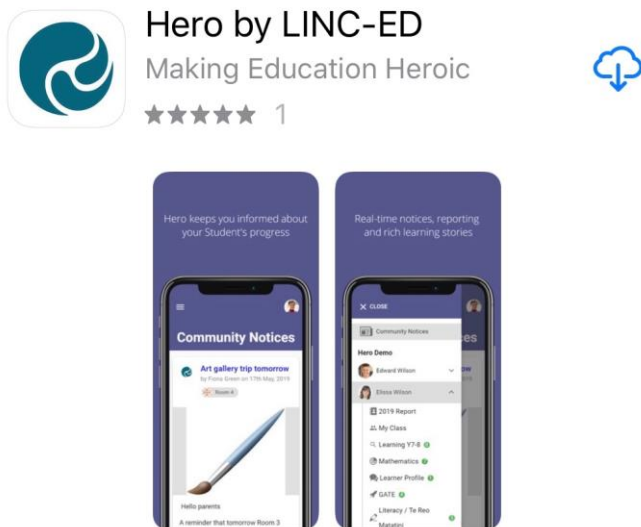
Te Ahi  
Kaikōmako  
Rolleston  
School

## Logging into Hero - Information for Parents

To set your password and log into Hero for the first time:

1. Download the Hero by LINC-ED app from the app store

Note: use the keywords Hero LINC-ED when searching for the app



Alternatively, open your browser and enter [go.linc-ed.com](http://go.linc-ed.com)

2. Click NEW USER

The screenshot shows the Hero login screen. At the top is the LINC-ED logo. Below it are two input fields: 'Email' and 'Password', each with a dropdown arrow on the right. A teal 'SIGN IN' button is centered below the fields. To the left of the button is a 'FORGOT PASSWORD' link. To the right is a 'NEW USER' link, which is circled in red. At the bottom, there is a checkbox labeled 'This is a public device'.

3. Enter the email address you have provided the school and click **REQUEST PASSWORD LINK**

4. You will receive a message confirming a password email has been sent



## Welcome to Hero

Hero accounts are managed by each school. Once your school has created your account, you can complete your set up by adding your email address below.  
If you do not receive an email, please ask your school to check their records.

Email

myheroparent@gmail.com

REQUEST PASSWORD LINK

BACK

If your email address is not accepted, please contact your school.



## Welcome to Hero

Hero accounts are managed by each school. Once your school has created your account, you can complete your set up by adding your email address below.  
If you do not receive an email, please ask your school to check their records.

✓ Please check your email to verify your request. Depending on your email provider it may take up to 15 minutes to arrive.

BACK

### 5. Open your email inbox and click on the Hero Password Reset email

☆ LINC-ED

Hero Password Reset Request - Password Reset Request .

If you do not receive a Hero Password Reset email, check your spam folder.

### 6. Open the email and click RESET MY PASSWORD



## Password Reset Request

Jul 12 at 11:00am

Hi

We have received a request to reset your password.

To do this please click on the button below.

If you did not request a password reset please ignore this email.

Note: For security reasons, the link to reset your password can only be used once and is only valid for an hour.

RESET MY PASSWORD

### 7. Enter a secure password (8 or more characters), verify this password then click SET PASSWORD



## Reset Password

Set your Hero Account password.

New Password

.....

Verify New Password

.....

SET PASSWORD

BACK

### 8. You will receive a confirmation message. Click SIGN IN



## Reset Password

✓ Success! Sign in below with your new password.

SIGN IN

BACK

### 9. Enter your email address and your newly set password. If you are using a public device or do not want your password auto-saved, tick This is a public device



Email

myheroparent@gmail.com

Password

.....

SIGN IN

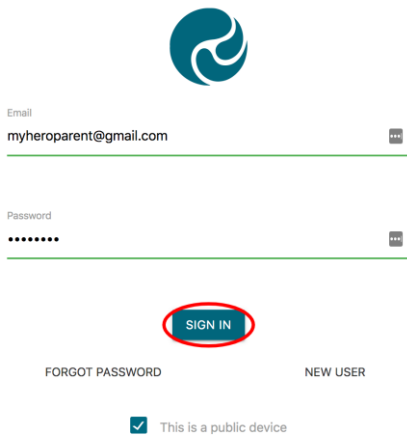
[FORGOT PASSWORD](#)

[NEW USER](#)

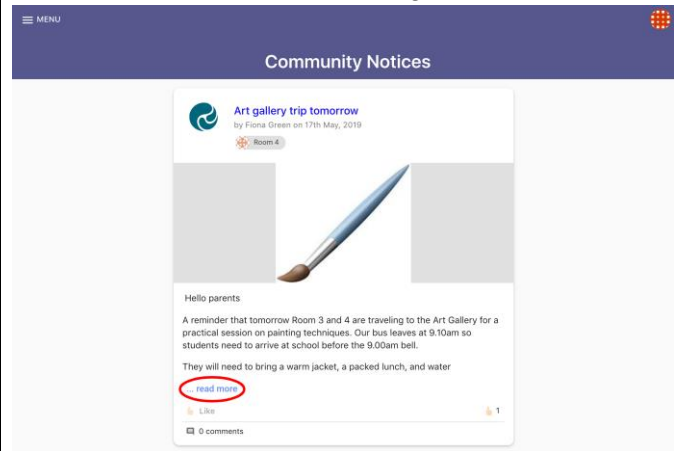
This is a public device

### 10. Click SIGN IN

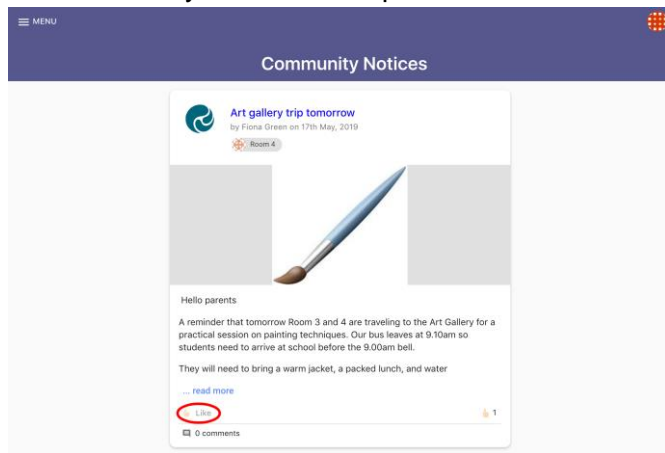
### ONCE YOU HAVE SIGNED IN:



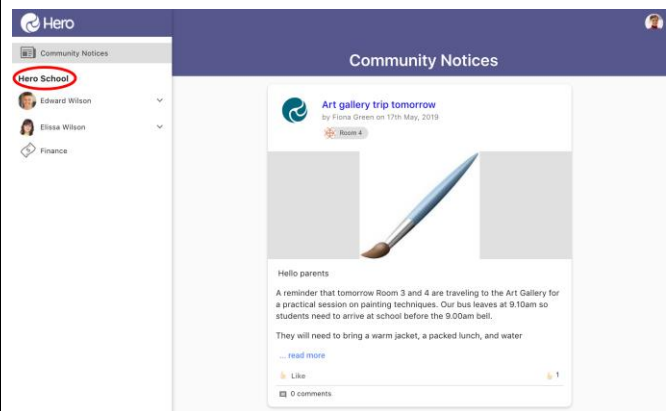
1. You will see Community notices sent by your child's school. If the text is long, you may need to click read more to view the whole message



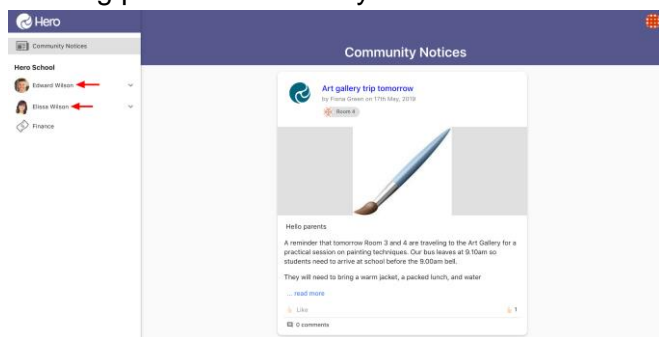
2. From here you can Like a post



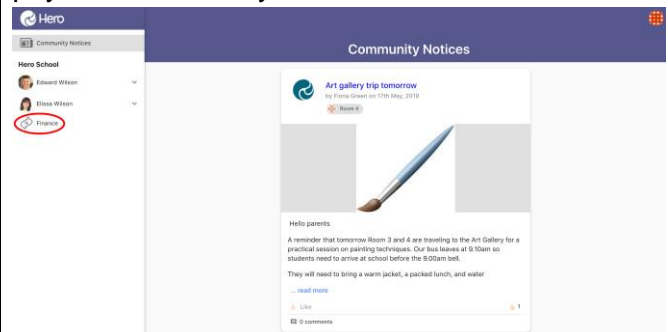
3. To view additional information, click Menu. Here you will see the Hero School or Schools your child/ren attend.



5. Below the name of the school, you can select the learning profile for each of your children



6. If your child's school has enabled the feature, you can view financial contributions requested by the school and pay these online if you choose



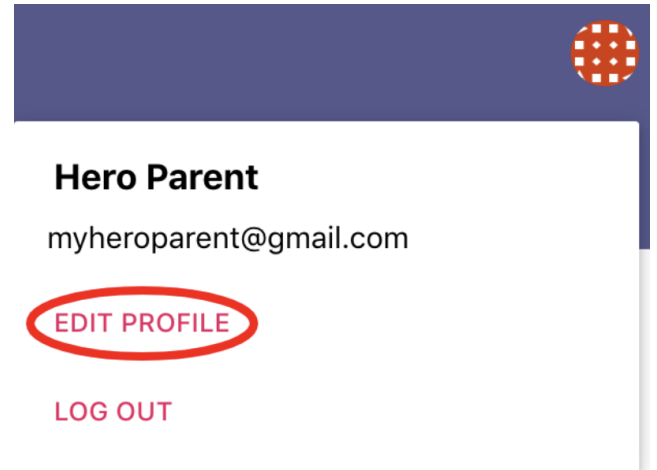
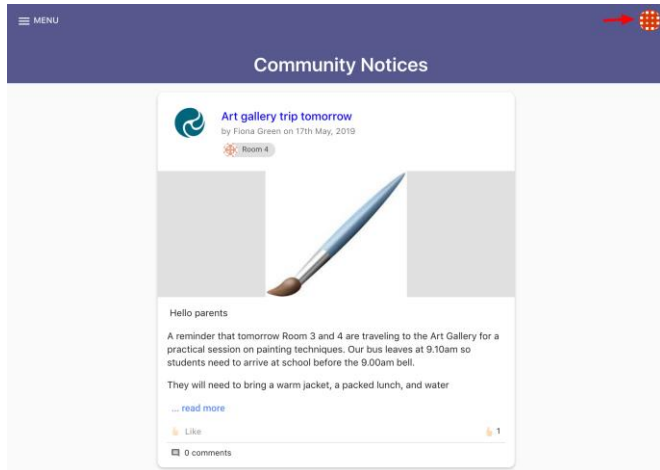
You can also:

- view school term dates
- view a school calendar of events
- notify the school if your child is absent or late
- navigate to other school-related webpages - Newsletter, Website, School Facebook Page, Kindo Page

To edit your user profile:

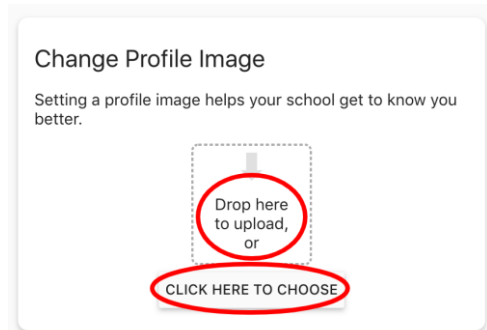
2. Select EDIT PROFILE

1. Click on the kaleidoscope image at the top right-hand side of your screen



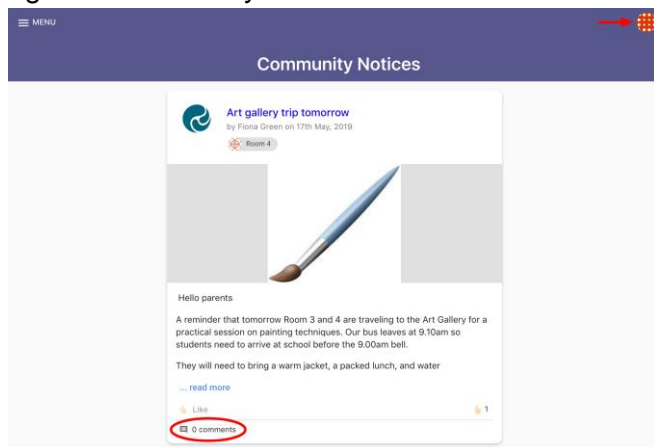
3. Here you can change your password

4. You can also add or change a profile image



To log out:

1. Click on the kaleidoscope or profile image at the top right-hand side of your screen



2. Click LOG OUT